



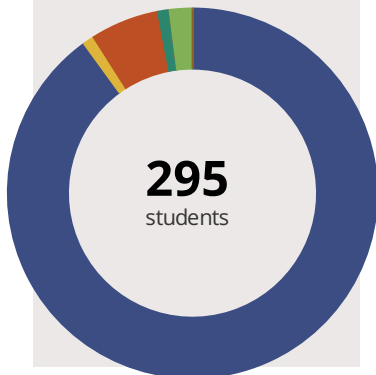
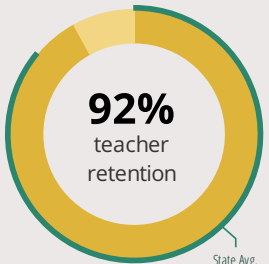
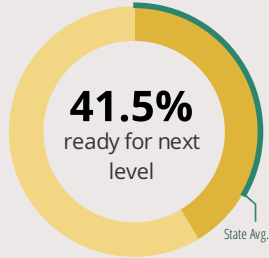
COAL CITY ELEM SCHOOL

300 N BROADWAY ST COAL CITY, IL 60416 1043 (815) 634-2334

Grades: 2-3
District: COAL CITY CUSD 1

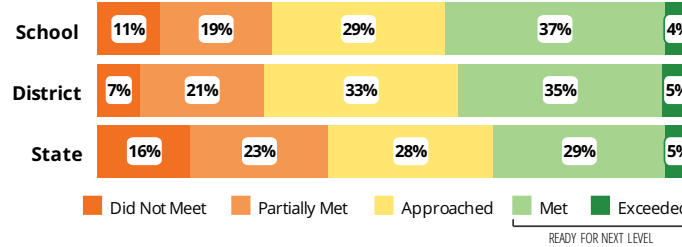
Principal: Mr. Christopher Spencer
Superintendent: Dr. Kent Bugg

FAST FACTS



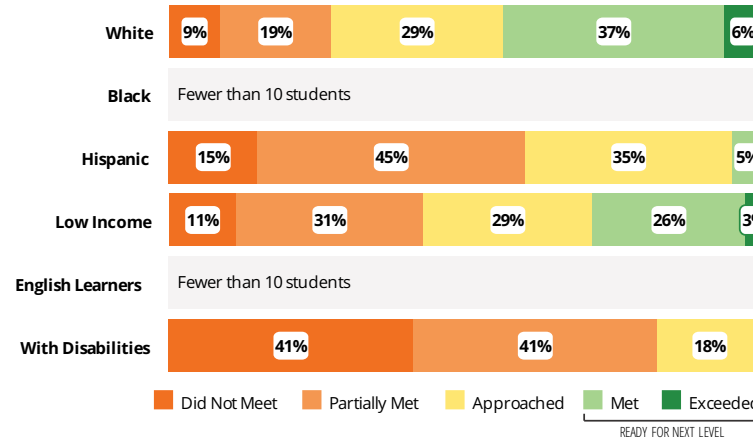
Academic Success

All Illinois students in grades 3-8 take the PARCC assessment each year. High school students take the PARCC in specific Math or English Language Arts (ELA) courses.



Success by Student Group

This display shows PARCC performance levels for each student group. No data is shown for groups with fewer than 10 students.

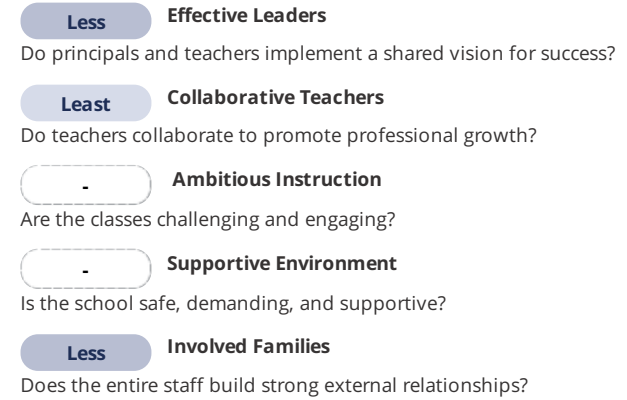
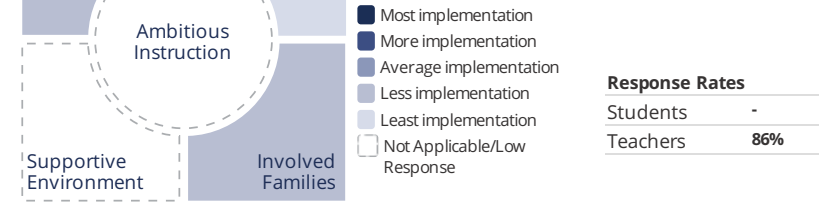


Student Characteristics

White	90%	Low Income	29%
Black	1%	English Learners	1%
Hispanic	6%	With Disabilities	10%
Asian	1%	Homeless	5%
American Indian	0%		
Two or More Races	2%		
Pacific Islander	0%		

School Environment

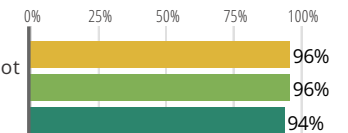
The **5Essentials Survey** allows students in grades 6-12 and all teachers to share their perspectives on essential conditions for learning. The anonymous survey consists of 5 components.



Student Attendance and Mobility

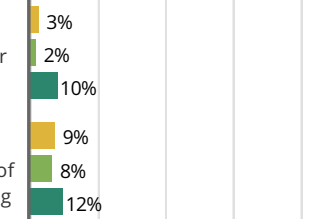
Attendance Rate

Rate at which students are present at school, not including excused or unexcused absences



Chronic Truancy Rate

Percentage of students who have been absent without valid reasons for 5% or more of regular school days



Student Mobility

Percentage of students who transfer in or out of the school during the school year, not including graduates





COAL CITY ELEM SCHOOL

School Highlights

Academic Courses
Art, Music, Spanish

Career Development Courses and Programs

Physical Education, Health and Wellness

Athletics

Other Programs and Activities

After School Assistance Program, After School Care, Before School Care, Camp Invention, District Leadership Team (DLT), Family Nights, Girl Scouts, Market Day, Parent Associations, Unit #1 Foundation, YMCA, Young Rembrandts, Young Rembrandts

School Personnel Resources

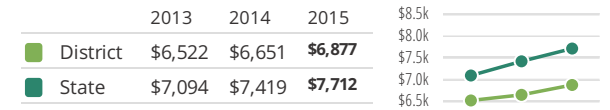
Paraprofessional, School Social Worker, Special Education Teacher, Speech Language Pathologist-non teaching

School Awards

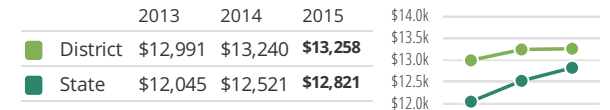
Facilities

District Finance

Instructional Spending per Pupil includes only the activities directly dealing with the teaching of students or the interaction between teachers and students.



Operational Spending per Pupil includes all costs for overall operations in this school's district, including Instructional Spending, but excluding summer school, adult education, capital expenditures, and long-term debt payments.



Educator Measures

This school has had **3 principal(s)** over the past 6 years. In the last three years, an average of **92% of teachers** return to this school each year.

FOR MORE INFORMATION

Visit IllinoisReportCard.com to see additional details about each item of information for this school. There you will find charts spanning multiple years, detailed explanations, resources, more of the school's programs and activities, and powerful tools that let you dig deeper into data.

Most of this data has been collected by ISBE from school districts through data systems. Some information, such as the School Highlights, is entered directly by principals and can be updated throughout the year.